

ET-535 SERIES

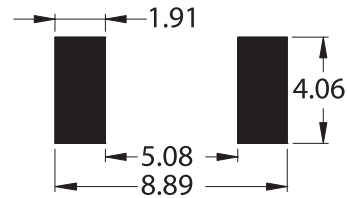
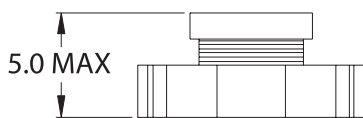
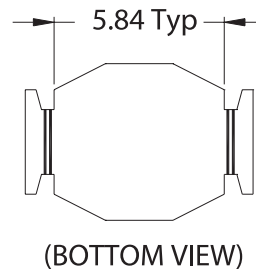
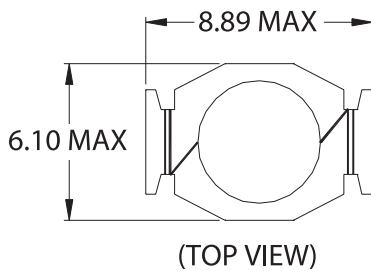


SMD Power Inductors



- High current rating in small size - only 6.1 x 8.89 x 5.0mm
- Up to 6 Arms, 7.7 Adc saturation current
- Flat top for reliable surface mounting
- Custom versions available upon request
- Tape & Reel package

Mechanical Dimensions:



RECOMMENDED PCB LAYOUT

UNIT:mm

Part Number	Inductance ¹ ($\mu\text{H} \pm 20\%$)	DCR (m Ω max.)	Isat ² (Adc)	Irms ³ (A)
ET - 535 - R56	0.56	10	7.70	6.00
ET - 535 - 1R2	1.20	17	5.30	4.40
ET - 535 - 2R2	2.20	35	3.50	3.10
ET - 535 - 4R7	4.70	54	2.60	2.20
ET - 535 - 100	10.0	111	1.90	1.50
ET - 535 - 150	15.0	170	1.50	1.20
ET - 535 - 220	22.0	250	1.20	1.00
ET - 535 - 330	33.0	350	0.99	0.82
ET - 535 - 470	47.0	470	0.87	0.72

1. Inductance tested at 100kHz, 0.25Vrms, 0Adc.
2. Isat is peak current for approximately 30% roll-off.
3. $\Delta T = 40^\circ\text{C}$ rise typ. at I rms.
4. Operating temperature range -40°C to $+85^\circ\text{C}$.
5. Electrical specifications at 25°C .