


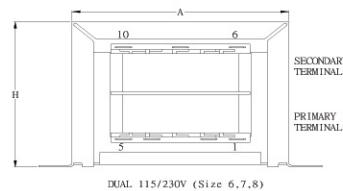
# EPPS.EPPD SERIES



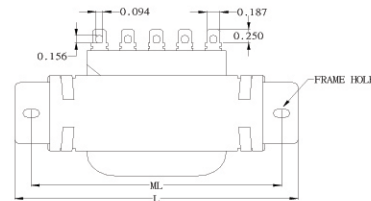
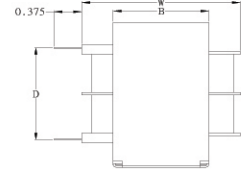
## Side Termination Power Transformers



- PCB screw mounting
- Side termination for input / output connection



DUAL 115/230V (Size 6,7,8)



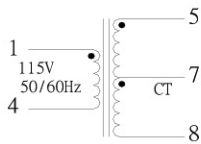
Size 3,4,5 : 8PINS  
Size 6,7,8 : 10PINS



SINGLE 115V (Size 6,7,8)

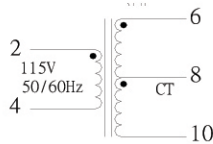
### Mechanical Dimensions:

FOR SINGLE PRIMARY



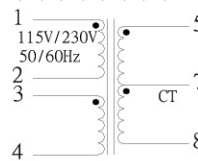
Size 3,4,5

FOR SINGLE PRIMARY



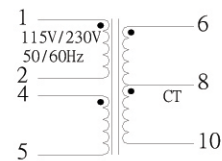
Size 6,7,8

FOR DUAL PRIMARY



Size 3,4,5

FOR DUAL PRIMARY



Size 6,7,8

Part Number		secondary
Single 115V	Dual 115/230V	Rating (RMS)
EPPS-3-10	Not Available	10V C.T. @ 0.25A
EPPS-4-10	EPPD-4-10	10V C.T. @ 0.60A
EPPS-5-10	EPPD-5-10	10V C.T. @ 1.2 A
EPPS-6-10	EPPD-6-10	10V C.T. @ 3.0 A
EPPS-7-10	EPPD-7-10	10V C.T. @ 5.0 A
EPPS-8-10	EPPD-8-10	10V C.T. @ 10 A
EPPS-3-12	Not Available	12.6V C.T. @ 0.20A
EPPS-4-12	EPPD-4-12	12.6V C.T. @ 0.50A
EPPS-5-12	EPPD-5-12	12.6V C.T. @ 1.0A
EPPS-6-12	EPPD-6-12	12.6V C.T. @ 2.5 A
EPPS-7-12	EPPD-7-12	12.6V C.T. @ 4.0 A
EPPS-8-12	EPPD-8-12	12.6V C.T. @ 8.0 A
EPPS-3-16	Not Available	16V C.T. @ 0.15A
EPPS-4-16	EPPD-4-16	16V C.T. @ 0.40A
EPPS-5-16	EPPD-5-16	16V C.T. @ 0.80A
EPPS-6-16	EPPD-6-16	16V C.T. @ 2.0 A
EPPS-7-16	EPPD-7-16	16V C.T. @ 3.5 A
EPPS-8-16	EPPD-8-16	16V C.T. @ 6.25A
EPPS-3-20	Not Available	20V C.T. @ 0.12 A
EPPS-4-20	EPPD-4-20	20V C.T. @ 0.30 A
EPPS-5-20	EPPD-5-20	20V C.T. @ 0.60 A
EPPS-6-20	EPPD-6-20	20V C.T. @ 1.5 A
EPPS-7-20	EPPD-7-20	20V C.T. @ 2.8 A
EPPS-8-20	EPPD-8-20	20V C.T. @ 5.0 A
EPPS-3-24	Not Available	24V C.T. @ 0.10 A
EPPS-4-24	EPPD-4-24	24V C.T. @ 0.25 A
EPPS-5-24	EPPD-5-24	24V C.T. @ 0.50 A
EPPS-6-24	EPPD-6-24	24V C.T. @ 1.25 A
EPPS-7-24	EPPD-7-24	24V C.T. @ 2.4 A
EPPS-8-24	EPPD-8-24	24V C.T. @ 4.0 A

Part Number		Secondary
Single 115V	Dual 115/230V	Rating (RMS)
EPPS-3-28	Not Available	28V C.T. @ 0.085A
EPPS-4-28	EPPD-4-28	28V C.T. @ 0.20 A
EPPS-5-28	EPPD-5-28	28V C.T. @ 0.42 A
EPPS-6-28	EPPD-6-28	28V C.T. @ 1.1 A
EPPS-7-28	EPPD-7-28	28V C.T. @ 2.0 A
EPPS-8-28	EPPD-8-28	28V C.T. @ 3.6 A
EPPS-3-36	Not Available	36V C.T. @ 0.065A
EPPS-4-36	EPPD-4-36	36V C.T. @ 0.17 A
EPPS-5-36	EPPD-5-36	36V C.T. @ 0.35 A
EPPS-6-36	EPPD-6-36	36V C.T. @ 0.85 A
EPPS-7-36	EPPD-7-36	36V C.T. @ 1.5 A
EPPS-8-36	EPPD-8-36	36V C.T. @ 2.8 A
EPPS-3-48	Not Available	48V C.T. @ 0.05 A
EPPS-4-48	EPPD-4-48	48V C.T. @ 0.125A
EPPS-5-48	EPPD-5-48	48V C.T. @ 0.25 A
EPPS-6-48	EPPD-6-48	48V C.T. @ 0.63 A
EPPS-7-48	EPPD-7-48	48V C.T. @ 1.2 A
EPPS-8-48	EPPD-8-48	48V C.T. @ 2.0 A
EPPS-3-56	Not Available	56V C.T. @ 0.045A
EPPS-4-56	EPPD-4-56	56V C.T. @ 0.11 A
EPPS-5-56	EPPD-5-56	56V C.T. @ 0.22 A
EPPS-6-56	EPPD-6-56	56V C.T. @ 0.54 A
EPPS-7-56	EPPD-7-56	56V C.T. @ 1.00 A
EPPS-8-56	EPPD-8-56	56V C.T. @ 1.8 A
EPPS-3-120	Not Available	120V C.T. @ 0.02 A
EPPS-4-120	EPPD-4-120	120V C.T. @ 0.05 A
EPPS-5-120	EPPD-5-120	120V C.T. @ 0.10 A
EPPS-6-120	EPPD-6-120	120V C.T. @ 0.25 A
EPPS-7-120	EPPD-7-120	120V C.T. @ 0.50 A
EPPS-8-120	EPPD-8-120	120V C.T. @ 0.85 A

### DIMENSIONS (in inches)

SIZE	VA	L ±0.04	W ±0.04
3	2.4	2.062	1.062
4	6	2.375	1.250
5	12	2.813	1.375
6	30	3.250	1.688
7	56	3.688	1.812
8	100	4.031	2.250

### DIMENSIONS (in inches)

SIZE	H ±0.04	A ±0.04	B ±0.04	D ±0.02
3	1.187	1.450	0.563	0.945
4	1.375	0.813	2.680	1.043
5	1.720	1.938	1.063	1.122
6	0.688	2.325	2.563	1.300
7	1.625	1.063	3.090	1.438
8	1.970	2.250	1.313	1.662

### DIMENSIONS (in inches)

SIZE	Wgt (Kg)	M L ±0.04	FRAME HOLE ±0.02
3	0.130	1.750	0.138x0.197
4	0.230	2.000	0.157x0.236
5	0.320	2.375	0.157x0.236
6	0.500	2.813	0.177x0.275
7	0.770	3.125	0.157x0.275
8	1.270	3.563	0.177x0.216