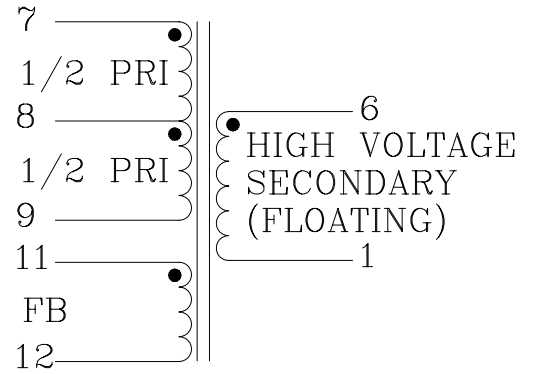
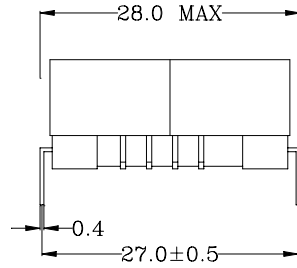
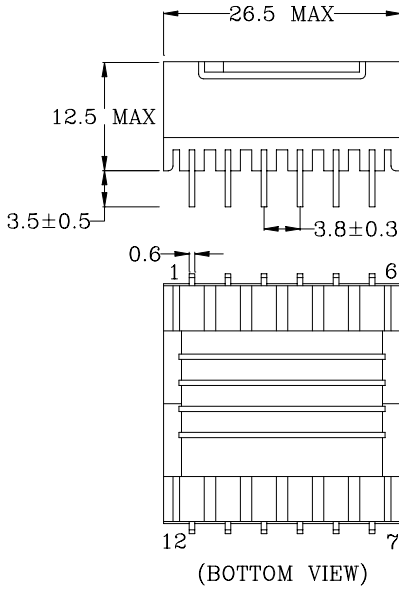




# 8.0Watts CCFL Driving Inverter Transformers



UNIT : mm

Mechanical A

## ELECTRICAL SPECIFICATIONS AT 25

Part No.	Suitable Frequency	Input Voltage	Max. Open Voltage	Output Currents	Efficiency	Mechanical
EFL-10801	20KHz~150KHz	3.3V±10%	1300V	16mAac	75% min.	A
EFL-10802	20KHz~150KHz	4.5V±10%	1300V	16mAac	75% min.	A
EFL-10803	20KHz~150KHz	5.0V±10%	1300V	16mAac	75% min.	A
EFL-10804	20KHz~150KHz	6.5V±10%	1300V	16mAac	75% min.	A
EFL-10805	20KHz~150KHz	7.0V±10%	1300V	16mAac	75% min.	A
EFL-10806	20KHz~150KHz	12V±10%	1300V	16mAac	75% min.	A
EFL-10807	20KHz~150KHz	24V±10%	1300V	16mAac	75% min.	A