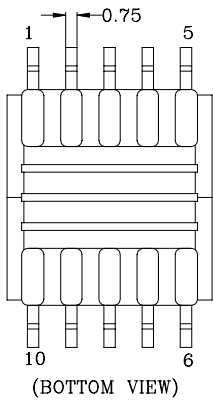
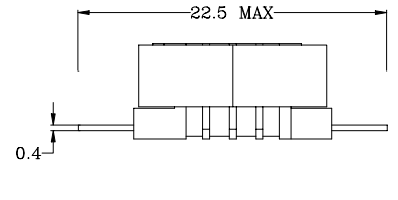
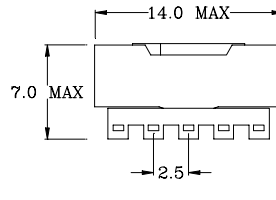
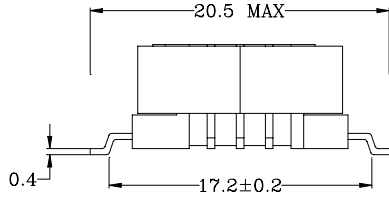
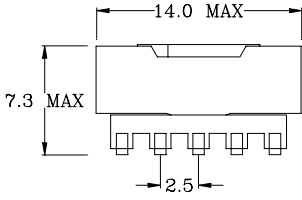


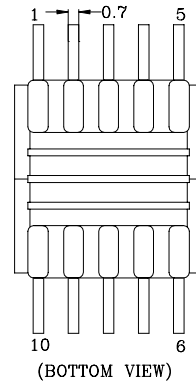


2.5Watts CCFL Driving Inverter Transformers



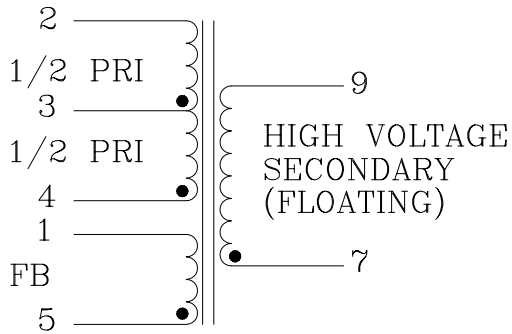
UNIT : mm

Mechanical A



UNIT : mm

Mechanical B



ELECTRICAL SPECIFICATIONS AT 25

Part No.	Suitable Frequency	Input Voltage	Max. Open Voltage	Output Currents	Efficiency	Mechanical
EFL-10301	20KHz~150KHz	3.3V±10%	1300V	5mAac	75% min.	A,B
EFL-10302	20KHz~150KHz	4.5V±10%	1300V	5mAac	75% min.	A,B
EFL-10303	20KHz~150KHz	5.0V±10%	1300V	5mAac	75% min.	A,B
EFL-10304	20KHz~150KHz	6.5V±10%	1300V	5mAac	75% min.	A,B
EFL-10305	20KHz~150KHz	7.0V±10%	1300V	5mAac	75% min.	A,B
EFL-10306	20KHz~150KHz	12V±10%	1300V	5mAac	75% min.	A,B
EFL-10307	20KHz~150KHz	24V±10%	1300V	5mAac	75% min.	A,B