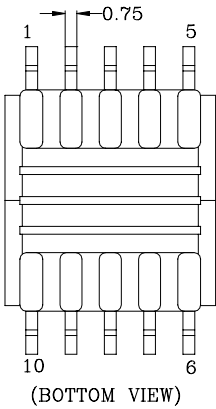
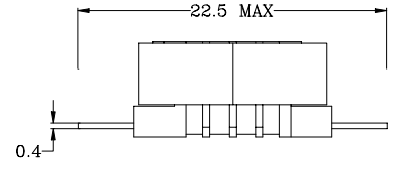
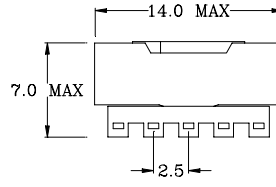
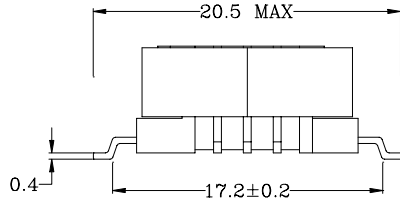
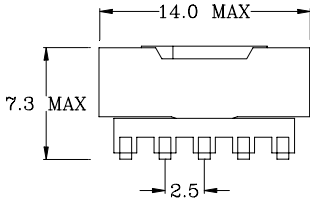


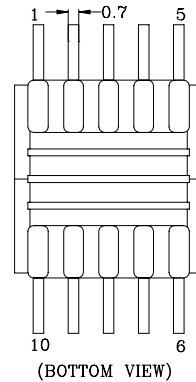


1.7Watts CCFL Driving Inverter Transformers



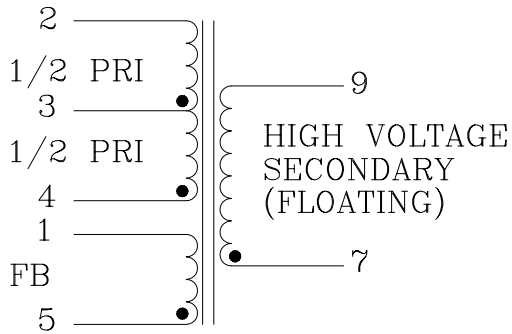
UNIT : mm

Mechanical A



UNIT : mm

Mechanical B



ELECTRICAL SPECIFICATIONS AT 25

Part No.	Suitable Frequency	Input Voltage	Max. Open Voltage	Output Currents	Efficiency	Mechanical
EFL-10101	20KHz~150KHz	3.3V±10%	1300V	3.4mAac	75% min.	A,B
EFL-10102	20KHz~150KHz	4.5V±10%	1300V	3.4mAac	75% min.	A,B
EFL-10103	20KHz~150KHz	5.0V±10%	1300V	3.4mAac	75% min.	A,B
EFL-10104	20KHz~150KHz	6.5V±10%	1300V	3.4mAac	75% min.	A,B
EFL-10105	20KHz~150KHz	7.0V±10%	1300V	3.4mAac	75% min.	A,B
EFL-10106	20KHz~150KHz	12V±10%	1300V	3.4mAac	75% min.	A,B
EFL-10107	20KHz~150KHz	24V±10%	1300V	3.4mAac	75% min.	A,B